

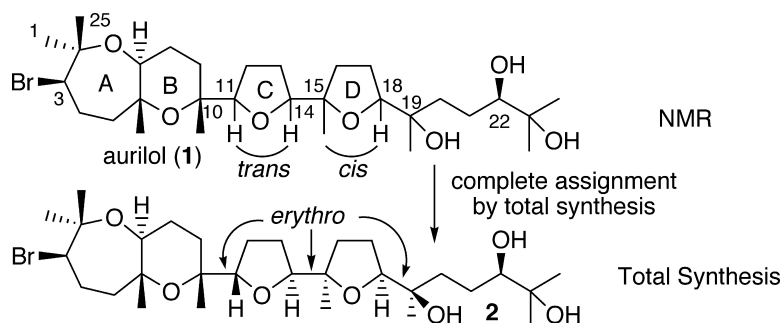
Communication

Total Synthesis and Complete Assignment of the Stereostructure of a Cytotoxic Bromotriterpene Polyether (+)-Aurilol

Yoshiki Morimoto, Yoshihiro Nishikawa, and Mamoru Takaishi

J. Am. Chem. Soc., **2005**, 127 (16), 5806-5807 • DOI: 10.1021/ja050123p • Publication Date (Web): 02 April 2005

Downloaded from <http://pubs.acs.org> on March 25, 2009



More About This Article

Additional resources and features associated with this article are available within the HTML version:

- Supporting Information
- Links to the 9 articles that cite this article, as of the time of this article download
- Access to high resolution figures
- Links to articles and content related to this article
- Copyright permission to reproduce figures and/or text from this article

[View the Full Text HTML](#)

Total Synthesis and Complete Assignment of the Stereostructure of a Cytotoxic Bromotriterpene Polyether (+)-Aurilol

Yoshiki Morimoto,* Yoshihiro Nishikawa, and Mamoru Takaishi

Department of Chemistry, Graduate School of Science, Osaka City University,
Sumiyoshi-ku, Osaka 558-8585, Japan

Received January 8, 2005; E-mail: morimoto@sci.osaka-cu.ac.jp

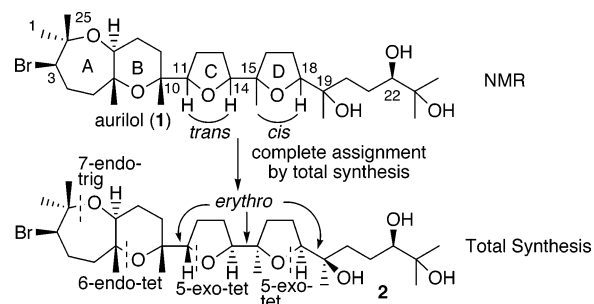
A bromotriterpene polyether aurilol (**1**) was isolated from the sea hare, *Dolabella auricularia*, by Yamada et al. in 1998 and exhibited cytotoxicity against HeLa S₃ cells with IC₅₀ of 4.3 μg/mL (Chart 1).¹ Although the plane structure and partial stereochemistry of **1** were elucidated by spectroscopic and chemical analyses, determination of the entire stereochemistry has not been reached. There have also been many other types of triterpene polyethers (oxasqualenoids);² however, it is often difficult to determine their stereostructures even by the current highly advanced spectroscopic methods, especially in acyclic systems including quaternary carbon centers such as C10–C11, C14–C15, and C18–C19 in **1**. In such cases, it is effective to predict and synthesize the possible stereoisomers.³ **1** also possesses a synthetically challenging 2,8-dioxabicyclo[5.4.0]undecane A,B ring system with a bromine atom at the neopentyl position and 1,3-diaxial dimethyl substituents on the B ring. These contexts have made oxasqualenoids, including bromotriterpene polyethers,⁴ attractive targets for many synthetic organic chemists.³ In this paper, we report that the total assignment of the incomplete stereostructure of (+)-aurilol (**1**) to **2** has been achieved through its first asymmetric total synthesis featuring biogenetic-like regioselective ether ring formations to secure the stereochemical pathway.

In the course of our structural studies on oxasqualenoids, which could biogenetically be derived by epoxide-opening cyclizations of squalene polyepoxides,^{3b,4b} we predicted the unknown stereochemistry to be *erythro* configuration as shown in **2**. In the retrosynthetic analysis of **2**, we planned to straightforwardly construct all of the A–D ether rings by biogenetic-like cyclizations. The oxepane A ring would be constructed by 7-endo-trig⁵ bromoetherification of the corresponding trishomoallylic alcohol, and the B–D rings would be formed by 6-endo-tet, 5-exo-tet, and 5-exo-tet⁵ epoxide openings of the corresponding bishomoepoxy alcohols, respectively (vide infra).

The synthesis of target molecule **2** began with SEM protection of the hydroxy group in the known optically active epoxy alcohol **3** (98% ee)⁶ (Scheme 1). Selective deprotection of the TBDMS ether in **4** and Sharpless' epoxidation⁷ of the allylic alcohol **5** using L-(+)-DET afforded diepoxide **6**. The C ring formation from **6** under the alkaline condition stereoselectively proceeded via a regioselective 5-exo-tet epoxide opening of the intermediate **A** to provide triol **7** in 88% yield.⁸ The following sequence, (1) mesylation; (2) epoxidation; (3) chain extension with the C₁₀ unit **8**;⁹ and (4) desulfurization,^{3b} uneventfully yielded diol **9** from **7**. Shi's epoxidation of **9** catalyzed by chiral ketone **10**¹⁰ diastereoselectively gave labile bishomoepoxy alcohol **11**. Treatment of **11** with a protic acid underwent a regioselective 5-exo-tet cyclization to produce diol **12** in 98% yield.¹¹

With the highly stereocontrolled **12** in hand, we embarked on the elaboration of the formidable A,B-ring system. Deprotection

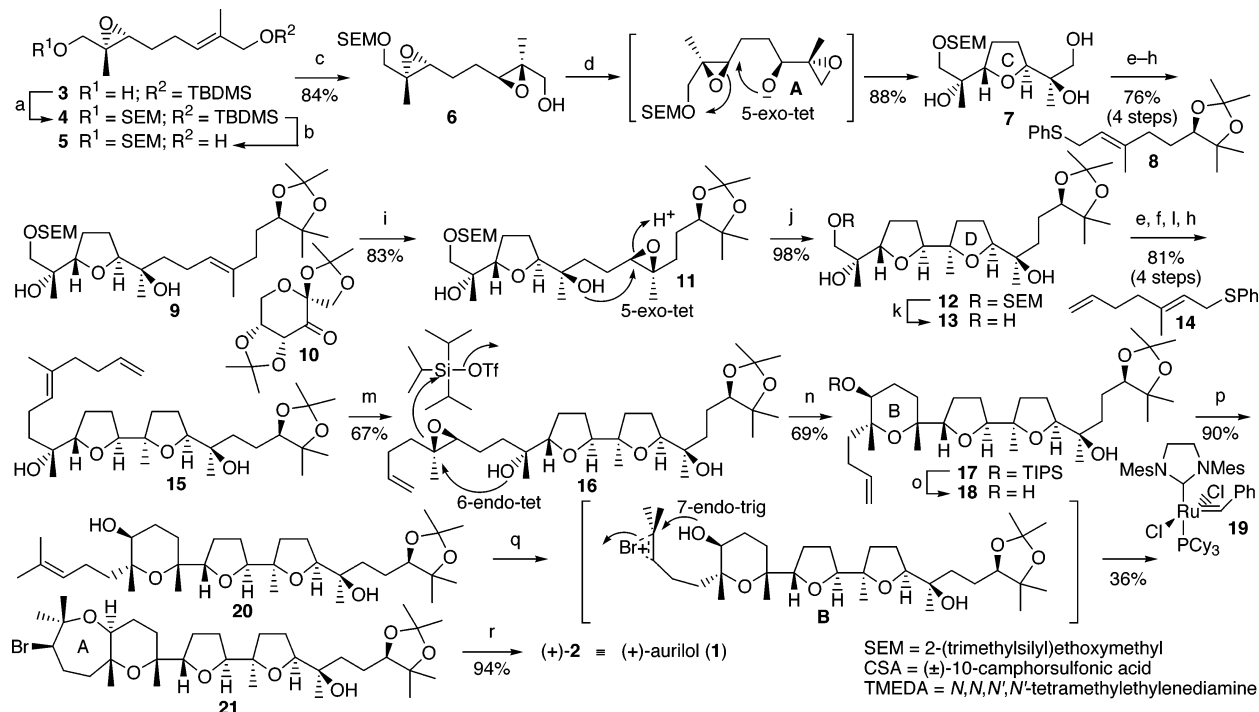
Chart 1. Structures of Aurilol



of the SEM ether in **12** afforded triol **13**, from which diene **15** was derived by the same sequence as that of **7** to **9** except for employing sulfide **14**.¹² Shi's epoxidation of the diene **15** with *ent*-**10**,¹⁰ enantiomeric to **10**, proceeded in a regioselective manner to provide monoepoxide **16** with the terminal alkene intact. The construction of the desired B ring was regioselectively carried out by treating the bishomoepoxy alcohol **16** with TIPSOTf and 2,6-lutidine in CH₃NO₂ at 0 °C for 20 min. The unprecedented 6-endo-tet cyclization promoted by a silyl triflate against Baldwin's rule⁵ would be very stimulating¹⁴ because Brønsted acid-catalyzed cyclizations for these types of bishomoepoxy alcohols, such as **11**, generally afford 5-exo-tet regioselectivity, regardless of the relative configurations of the tertiary alcohol–epoxide substrates.¹¹

After removal of the TIPS group in **17**, cross metathesis of olefin **18** with 2-methyl-2-butene using Grubbs' catalyst **19**¹⁵ produced alkene **20** in 90% yield.¹⁶ After many attempted experiments,¹⁷ it has been found that (CF₃)₂CHOH with high polarity and non-nucleophilicity¹⁸ is the solvent of choice to successfully form the A ring. The regio- and stereoselective 7-endo-trig bromoetherification of **20** was brought about under the optimal condition to give the A,B-ring system **21**,¹⁹ wherein removal of the acetonide, finally furnished the target molecule **2**. The spectral characteristics (¹H and ¹³C NMR) of the synthetic **2**, [α]¹⁹_D +4.5 (c 0.21, CHCl₃), were identical to those reported for the natural product, [α]³⁰_D +4.6 (c 0.41, CHCl₃).¹ Thus, it has been found that the hitherto unknown relative configuration of (+)-aurilol (**1**) is *erythro* as indicated in **2**.

In conclusion, we have accomplished the first asymmetric total synthesis of a cytotoxic bromotriterpene polyether (+)-aurilol (4.74% overall yield in 21 steps from **3**) featuring the highly regio- and stereocontrolled biogenetic-like A–D ether ring formations. The total synthesis has realized the total assignment of the incomplete stereostructure of aurilol (**1**), which is difficult to determine the stereochemistry otherwise. Application of this synthetic strategy to other bromotriterpene polyethers is in progress.

Scheme 1. Total Synthesis of Target Molecule 2^a

^a Reaction conditions: (a) SEMCl, *i*-Pr₂NEt, CH₂Cl₂, 0 °C to room temperature, 12 h, 99%; (b) Bu₄NF, THF, 0 °C, 1 h, 100%; (c) *t*-BuO₂H, Ti(O*i*-Pr)₄, L-(+)-DET, MS 4A, CH₂Cl₂, -25 °C, 16 h (>20:1); (d) 1 M aq NaOH, 1,4-dioxane, reflux, 5 h; (e) MsCl, Py, CH₂Cl₂, 0 °C to room temperature, 1 h; (f) K₂CO₃, MeOH, rt, 15 min; (g) **8**, BuLi, TMEDA, THF, -78 °C, 1 h; (h) Na, *i*-PrOH, THF, reflux, 4 h; (i) **10**, Oxone, (MeO)₂CH₂/CH₃CN/H₂O, pH 10.5, 0 °C, 2 h (>15:1); (j) CSA, CH₂Cl₂, rt, 10 min; (k) Bu₄NF, THF, reflux, 30 h, 92%; (l) **14**, BuLi, TMEDA, THF, -78 °C, 1 h; (m) *ent*-**10**, Oxone, (MeO)₂CH₂/CH₃CN/H₂O, pH 10.5, 0 °C, 2 h (>10:1); (n) TIPSOTf, 2,6-lutidine, CH₃NO₂, 0 °C, 20 min; (o) Bu₄NF, THF, 0 °C to room temperature, 15 h, 100%; (p) **19**, 2-methyl-2-butene, reflux, 12 h; (q) 2.5 equiv of NBS, MS 4A, (CF₃)₂CHOH, 0 °C, 10 min (>10:1); (r) 80% aq AcOH, rt, 14 h.

Acknowledgment. This research was financially supported by the Novartis Foundation (Japan) for the Promotion of Science.

Supporting Information Available: Characterization data for **2–7**, **9**, **11–13**, **15–18**, **20**, and **21**, and experimental procedures for synthesis of **2** (PDF). This material is available free of charge via the Internet at <http://pubs.acs.org>.

References

- Suenaga, K.; Shibata, T.; Takada, N.; Kigoshi, H.; Yamada, K. *J. Nat. Prod.* **1998**, *61*, 515–518.
- For a review, see: Connolly, J. D.; Hill, R. A. *Nat. Prod. Rep.* **2003**, *20*, 640–660.
- For structural determinations of oxasqualenoids by total synthesis, see: (a) Kigoshi, H.; Ojika, M.; Shizuri, Y.; Niwa, H.; Yamada, K. *Tetrahedron* **1986**, *42*, 3789–3792. (b) Morimoto, Y.; Iwai, T.; Kinoshita, T. *J. Am. Chem. Soc.* **2000**, *122*, 7124–7125. (c) Xiong, Z.; Corey, E. J. *J. Am. Chem. Soc.* **2000**, *122*, 9328–9329. (d) Morimoto, Y.; Iwai, T.; Kinoshita, T. *Tetrahedron Lett.* **2001**, *42*, 6307–6309. (e) Kigoshi, H.; Itoh, T.; Ogawa, T.; Ochi, K.; Okada, M.; Suenaga, K.; Yamada, K. *Tetrahedron Lett.* **2001**, *42*, 7461–7464. (f) Morimoto, Y.; Takaishi, M.; Iwai, T.; Kinoshita, T.; Jacobs, H. *Tetrahedron Lett.* **2002**, *43*, 5849–5852.
- For the total synthesis of bromotriterpene polyethers related to **1**, see: (a) Corey, E. J.; Ha, D.-C. *Tetrahedron Lett.* **1988**, *29*, 3171–3174. (b) Hashimoto, M.; Kan, T.; Nozaki, K.; Yanagiya, M.; Shirahama, H.; Matsumoto, T. *J. Org. Chem.* **1990**, *55*, 5088–5107. (c) González, I. C.; Forsyth, C. J. *J. Am. Chem. Soc.* **2000**, *122*, 9099–9108.
- These designations for cyclization modes are followed by Baldwin's rule. See: Baldwin, J. E. *J. Chem. Soc., Chem. Commun.* **1976**, 734–736.
- Morimoto, Y.; Muragaki, K.; Iwai, T.; Morishita, Y.; Kinoshita, T. *Angew. Chem., Int. Ed.* **2000**, *39*, 4082–4084.
- Gao, Y.; Hanson, R. M.; Klunder, J. M.; Ko, S. Y.; Masamune, H.; Sharpless, K. B. *J. Am. Chem. Soc.* **1987**, *109*, 5765–5780.
- (a) Hoyer, T. R.; Jenkins, S. A. *J. Am. Chem. Soc.* **1987**, *109*, 6196–6198. (b) Morimoto, Y.; Iwai, T.; Nishikawa, Y.; Kinoshita, T. *Tetrahedron: Asymmetry* **2002**, *13*, 2641–2647.
- The C₁₀ unit **8** was prepared from commercially available geranyl acetate by the following sequence: (1) AD-min-β, MeSO₂NH₂, *t*-BuOH/H₂O, 0 °C, 15 h, 80% (98% ee); (2) Me₂C(OMe)₂, CSA, CH₂Cl₂, 0 °C, 2 h, 97%; (3) K₂CO₃, MeOH, rt, 4 h, 98%; (4) (PhS)₂, Bu₃P, THF, rt, 4 h, 96%.
- Wang, Z.-X.; Tu, Y.; Frohn, M.; Zhang, J.-R.; Shi, Y. *J. Am. Chem. Soc.* **1997**, *119*, 11224–11235.
- For many similar examples implementing 5-exo-tet cyclizations, see: (a) Hanesian, S.; Cooke, N. G.; DeHoff, B.; Sakito, Y. *J. Am. Chem. Soc.* **1990**, *112*, 5276–5290. (b) Hashimoto, M.; Harigaya, H.; Yanagiya, M.; Shirahama, H. *J. Org. Chem.* **1991**, *56*, 2299–2311. (c) Ujihara, K.; Shirahama, H. *Tetrahedron Lett.* **1996**, *37*, 2039–2042. (d) Towne, T. B.; McDonald, F. E. *J. Am. Chem. Soc.* **1997**, *119*, 6022–6028. (e) Morimoto, Y.; Iwai, T.; Yoshimura, T.; Kinoshita, T. *Bioorg. Med. Chem. Lett.* **1998**, *8*, 2005–2010. (f) Xiong, Z.; Corey, E. J. *J. Am. Chem. Soc.* **2000**, *122*, 4831–4832.
- The sulfide **14** was prepared from the known (*E*)-6-acetoxy-4-methyl-4-hexenal (ref 13) by the following sequence: (1) Ph₃P=CH₂, 0 °C, 1 h, 99%; (2) K₂CO₃, MeOH, rt, 30 min, 95%; (3) (PhS)₂, Bu₃P, THF, rt, 4 h, 93%.
- Tago, K.; Arai, M.; Kogen, H. *J. Chem. Soc., Perkin Trans. 1* **2000**, 2073–2078.
- Mechanistic studies on the 6-endo-tet cyclization, including the scope and limitations, are currently under investigation in our laboratory.
- Chatterjee, A. K.; Grubbs, R. H. *Org. Lett.* **1999**, *1*, 1751–1753.
- (a) Chatterjee, A. K.; Sanders, D. P.; Grubbs, R. H. *Org. Lett.* **2002**, *4*, 1939–1942. (b) Spessard, S. J.; Stoltz, B. M. *Org. Lett.* **2002**, *4*, 1943–1946.
- Bromoetherifications of **20** with NBS or 2,4,4,6-tetrabromo-2,5-cyclohexadiene (TBCO) in CH₂Cl₂, CH₃CN, or CH₃NO₂ and TBCO in (CF₃)₂CHOH resulted in complex mixtures. For 6-endo cyclizations in preference to 5-exo ones in bromoetherifications of unsaturated alcohols, see: Jung, M. E.; Fahr, B. T.; D'Amico, D. C. *J. Org. Chem.* **1998**, *63*, 2982–2987 and refs 4b and c.
- (a) Bégué, J.-P.; Bonnet-Delpon, D.; Crousse, B. *Synlett* **2004**, 18–29. (b) Zakarian, A.; Batch, A.; Holton, R. A. *J. Am. Chem. Soc.* **2003**, *125*, 7822–7824.
- In this reaction, all of the starting material **20** has been consumed, and the products other than **21** were inseparable and unidentifiable complex mixtures.

JA050123P